



## GLOBAL GRANTS COMMUNITY ASSESSMENT RESULTS

Use this form to report community assessment findings to The Rotary Foundation when you apply for a global grant.

Assessing the strengths, weaknesses, needs, and assets of the community you plan to help is an essential first step in designing an effective and sustainable global grant project. See [Community Assessment Tools](#) for full instructions and helpful tips.

This form will help you report the results of your community assessment, and it's required when you apply for any humanitarian or vocational training team grant. Complete a separate form for each beneficiary community (e.g., school, healthcare system, or village), using information that is both current and specific to each community. Remember, you can't use global grant funds to cover the cost of doing an assessment, but you can use district grant funds.

Beneficiary community or institution

5 secondary schools in different Districts in Burundi

Groups in the community that would receive a clear, direct, and immediate benefit from the project

Teachers, students and youth community

Beneficiaries' demographic information, if relevant to the project

203 teachers as trainers, 1246 students for the first year. New students each year will continue using the ICT Labs for learning and research.

Who conducted the assessment? (check all that apply)

- Host sponsor members
- International sponsor members

X A cooperating organization

- University
- Hospital
- Local government
- Other [Click or tap here to enter text.](#)

Assessment dates

01 to 15 march 2019.

What methods did you use? (check all that apply)

- Survey
- Community meeting
- Interview
- Focus group
- Asset inventory
- Community mapping
- Other [Click or tap here to enter text.](#)

Who from the community participated in the assessment?

Schools Directors, teachers and community (parents of the students)

List the community needs you identified that your project would address.

1. Access to ICT equipment (Computers and accessories) for schools
2. Access to Internet
3. Training the trainers (teachers) in ICT

List any needs you identified that your project would not address.

1 Providing ICT user proficiency training to teachers and administrators and to enhance the integration of ICT in teaching and learning in the excellence schools of Burundi by guiding teachers on how to use ICT and the internet for teaching.

1.To increase the teaching and learning resources available online for teachers and students

3.To provide opportunities for exchange of knowledge,innovation,digital entrepreneurship , social values and expertise through sharing of online resources.

List the community's assets, or strengths.

1. Strong will of the Direction of the Schools and the Government
2. Teachers are willing to learn and to instruct the curriculum to their students in the classes
3. The parents and government will also contribute for the long term sustainability of the project.

Considering the needs and assets you listed, explain how you determined the project's primary goal.

Burundi Government has integrated ICT into education system (In the curriculum of secondary schools), but equipments are not available and qualified teachers of ICT to instruct the curriculum.

How would your project's activities accomplish this goal?

Supply and install 20 computers and accessories in one laboratory in each 5 schools.

This project will be an Inspiration to the Government , community and and stakeholders to take actions for bridging the digital gap in Burundi schools.

What challenges have prevented the community from accomplishing the project's goals?

The first challenges were lack of access to the ICT equipments for schools , for the recent lab implemented , Schools has equipped it with tables and chairs .

They now need internet connexion for some of the courses and research.

How is the community addressing these challenges now?

Classes have been equipped with the community ( parents) contributions

Internet connexion will be provided by local Telecoms operators in partnership with Burundi government via education ministry as sponsor for schools .

Why are the project's activities the best way to meet this community need?

The project's activities is the best way to meet this community need because It will be an inspiration, through more than 1,200 pupils from different families and regions will have access to ICT skills and all opportunities it can offer.


Attached to this form, the pictures of some recent projects implemented, to have an overview on how the ICT lab for this project will look like.


Prepared by Computers For Schools Burundi in consultation with Rotary Club Bujumbura

For CFSB Burundi

Mr Emmanuel NGENDAKURIKO

Legal Representative







1. ICT LAB Lycée de la CEPBU (training session of teachers)



2. The same as the first photo



3. ICT Lab of Lycée Scheppers Nyakabiga ( Students learning ICT)



4. ICT Lab, Kids from Primary schools learning basic ICT

*J.*