

**Ruby Falls Play Equipment for Brown Park**

**ESTIMATED BUDGET**

<b>Project Components</b>	<b>Grant Request</b>	<b>Matching Share - City of McCall</b>	<b>TOTAL COST</b>
Labor and equipment - site prep and install (in-kind)		\$ 5,313	\$ 5,313
Purchase and Delivery of "Ruby Fall's play equipment	\$ 5,500	\$ 5,393	\$ 10,893
<b>TOTALS</b>	<b>\$ 5,500</b>	<b>\$ 10,706</b>	<b>\$ 16,206</b>

Garrett & Company, Inc.  
P.O. Box 57426  
Murray, UT 84157

# GARRETT & COMPANY

## ESTIMATE

**PROJECT** Brown Park-McCall  
**BILL TO** City of McCall  
216 East Park Street  
McCall, ID 83638  
kwolf@mccall.id.us

**SHIP TO** Kurt K Wolf  
216 E. Park Street  
McCall, ID 83638  
kwolf@mccall.id.us

**ESTIMATE** 21042-3  
**OPTION** 3  
**DATE** 2/9/2021  
**EXPIRES** 4/10/2021

ITEM	DESCRIPTION	QTY	AMOUNT
Product	Ruby Falls	1.00	\$ 10,893.00
			\$ -
			\$ -
			\$ -
			\$ -
			\$ -
			\$ -
			\$ -
			\$ -
			\$ -
			\$ -
			\$ -
			\$ -
			\$ -
			\$ -
			\$ -
			\$ -
			\$ -
			\$ -
			\$ -
			\$ -

Offloading *Garrett & Company offers offloading services for an additional charge of \$1,000. This is an optional service; if you plan on offloading the equipment yourself, please make sure to have 3-4 helpers available to get the equipment off the truck(s).*

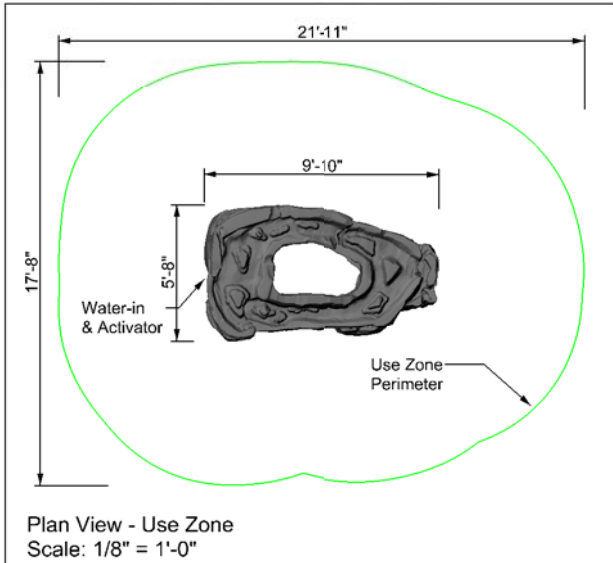
Freight *Freight costs are included in these prices*

**SUBTOTAL** \$ 10,893.00  
**SALES TAX** \$ -  
**OFFLOAD** \$ -  
**TOTAL** \$ 10,893.00

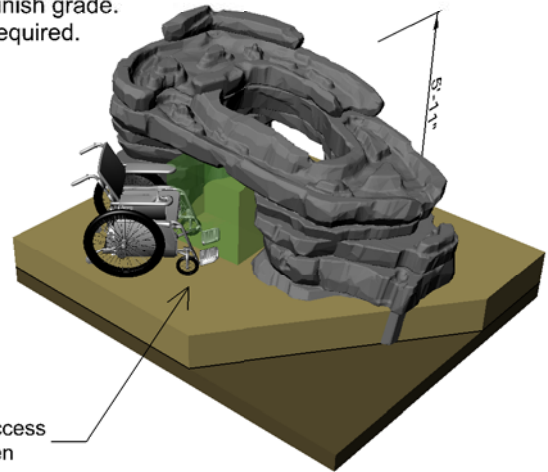


# Ruby Falls

## ADA Accessible Water Feature



Surfacing - shown partially transparent for clarity. Rubber surfacing suggested for ADA Accessibility. 12" of Part designed to be below finish grade. Footing not required.



**Notes:**


- Material = Polyfibercrete
- Finish/Texture = light sandblast
- Concrete Color = Beige
- Sealer = Acrylic Concrete Sealer

Water exits onto part facing down into small cave. Sand not able to travel to Valve system.

Mechanical Activator - no elect. needed. Same activator as used on outdoor showers. 8-10 seconds of water upon release of valve.

1/2" galvanized pipe

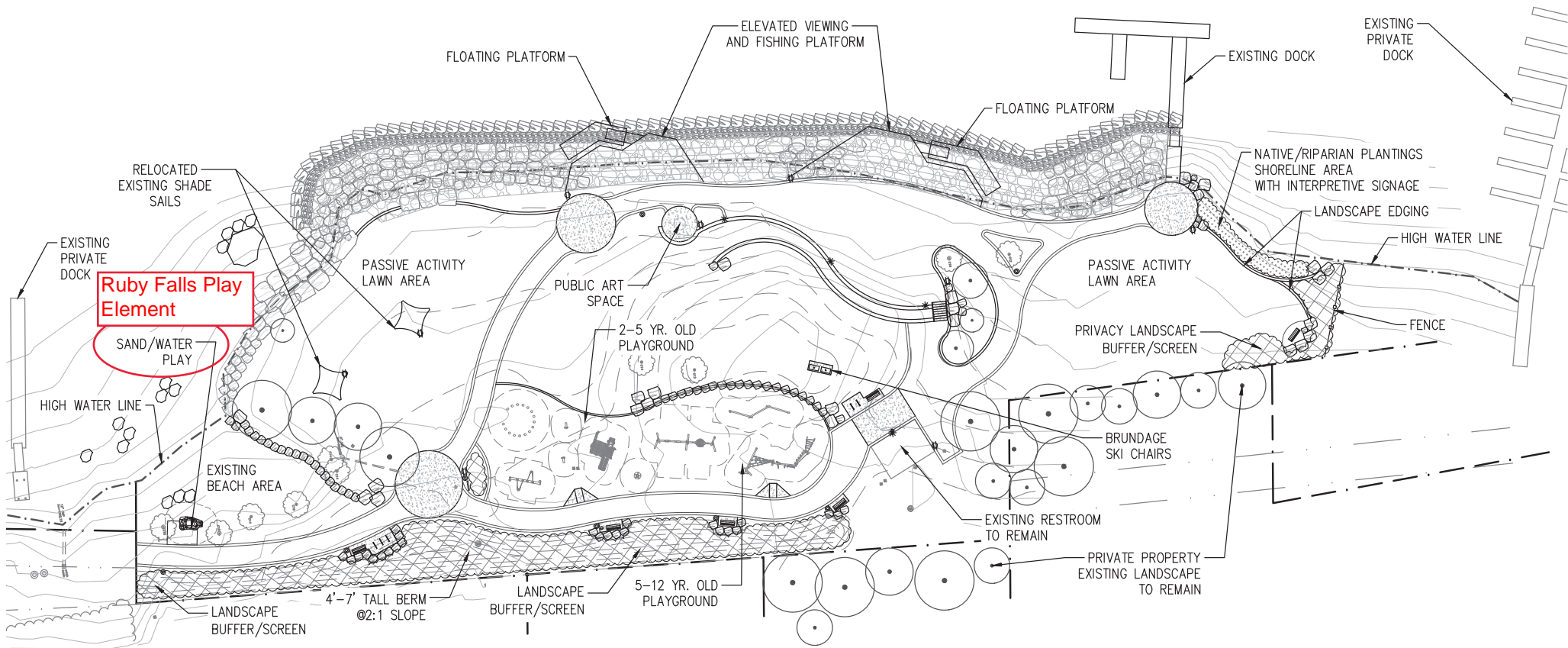
Water line attached to cast-in 1/2" galv. pipe. Pipe exits part horizontally, at back of small cave. Plumbing may be attached after part is installed.



Mud Puddle is intended for drain away use. Recirculating system not included with part. Knowledge of local conditions necessary to design adequate drainage of water.

Part Name: Ruby Falls	Height: 5'-11"	Age Group: 2-12
Part Number: 13002	Length: 9'-10"	Lifting: 2 x Straps
Weight: 10,500 lbs	Width: 5'-8"	Revision: 2-2010





**Ruby Falls Play Element**



**'CONCEPTUAL' BROWN PARK**  
 PRELIMINARY DRAWING - NOT FOR CONSTRUCTION

0 40 80  
 Scale 1" = 40'-0"